



**REVOLUTIONARY 12 VOLT DC PUMPS  
FOR GROUNDWATER PURGING OR LOW-FLOW SAMPLING  
FOR 2" OR LARGER DIAMETER WELLS**


**CYCLONE** 

Item No. P-10100

**Pumping Depth: 25 Ft. DTW\***  
(7.62 Meters)

Supplied with 35 feet of heavy duty 12 gauge wire  
Use With: Optional Low Flow Sampling Controller (PA-10800)

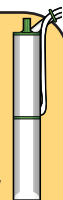



**MEGA-TYPHOON** 

Item No. P-10350

**Pumping Depth: 80 Ft. DTW\***  
(24.4 Meters)

Supplied with 90 feet of heavy duty 12 gauge wire  
Requires: Econo Power Booster I (PA-10500) or Power  
Booster 1 (PA-10600) or Low Flow with  
Power Booster 1 Controller (PA-10650)





**MINI-TYPHOON** 

Item No. P-10150

**Pumping Depth: 40 Ft. DTW\***  
(12.2 Meters)

Supplied with 50 feet of heavy duty 12 gauge wire  
Use With: Optional Low Flow Sampling Controller (PA-10800)

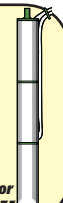



**TSUNAMI** 

Item No. P-10400

**Pumping Depth: 100 Ft. DTW\***  
(30.5 Meters)

Supplied with 110 feet of heavy duty 12 gauge wire  
Requires: Low Flow with Power Booster II (PA-10700) or  
Low Flow with Low Flow with Power Booster II (PA-10750)





**TYPHOON** 

Item No. P-10200

**Pumping Depth: 50 Ft. DTW\***  
(15.25 Meters)

Supplied with 60 feet of heavy duty 12 gauge wire  
Use With: Optional Low Flow Sampling Controller (PA-10800)





**MONSOON** 

Item No. P-10500

**Pumping Depth: 120 Ft. DTW\***  
(37 Meters)

Supplied with 130 feet of heavy duty 10 gauge wire  
Requires: Low Flow with Power Booster II (PA-10700) or  
Low Flow with Low Flow with Power Booster II (PA-10750)

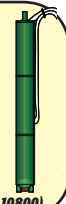



**TEMPEST** 

Item No. P-10250

**Pumping Depth: 55 Ft. DTW\***  
(16.75 Meters)

Supplied with 70 feet of heavy duty 12 gauge wire  
Use With: Optional Low Flow Sampling Controller (PA-10800)




**HURRICANE** 

Item No. P-10510

**Pumping Depth: 150 Ft. DTW\***  
(46 Meters)

Supplied with 160 feet of heavy duty 10 gauge wire  
and high impact plastic reel  
Requires: Low Flow with Power Booster II (PA-10700) or  
Low Flow with Low Flow with Power Booster II (PA-10750)



**MINI-MONSOON** 

Item No. P-10300

**Pumping Depth: 70 Ft. DTW\***  
(21.3 Meters)

Supplied with 80 feet of heavy duty 12 gauge wire  
Use With: Optional Low Flow Sampling Controller (PA-10800)




**MEGA-MONSOON** 

Item No. P-10520

**Pumping Depth: 200 Ft. DTW\***  
(61 Meters)

Supplied with 210 feet of heavy duty 10 gauge wire  
and high impact plastic reel Requires: Low Flow  
with Low Flow with Power Booster III (PA-10850)




**SUPER TWISTER** 

Item No. P-10275


**Pumping Depth: 85 Ft. DTW\***  
(26 Meters)

Supplied with 90 feet of heavy duty 12 gauge wire  
Not Compatible with any ProActive Controllers or Boosters



\* Depth to Water

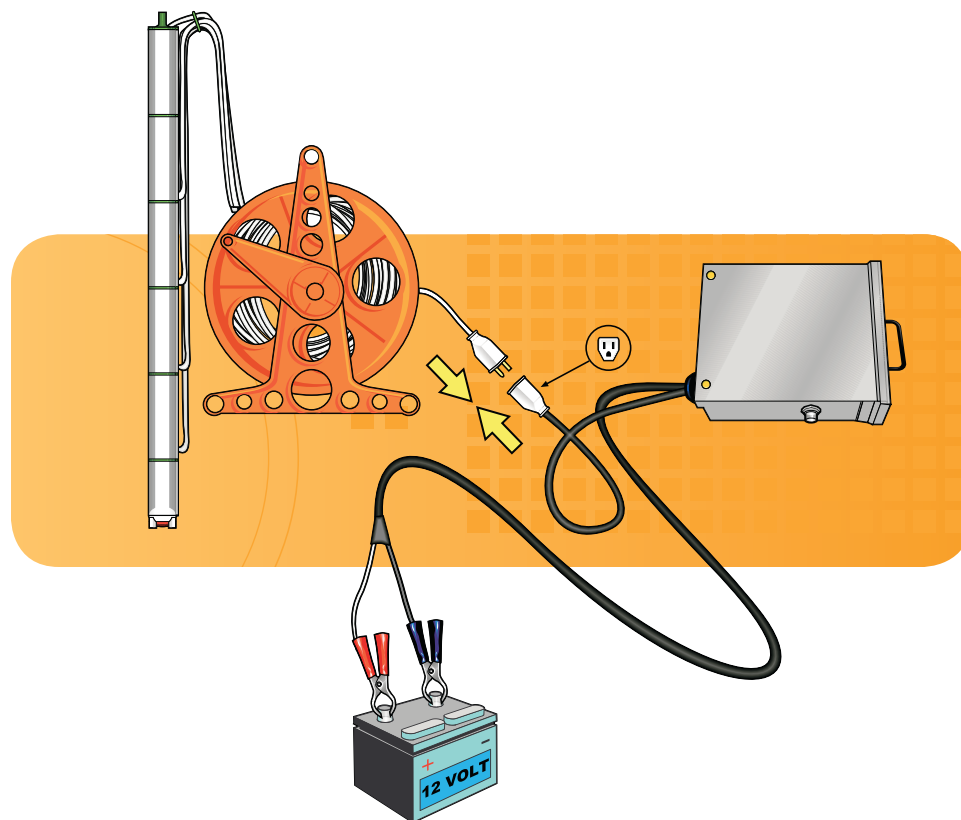
The Proactive Super Twister, Cyclone, Mini Typhoon, Typhoon, Tempest, Mini-Monsoon, Mega-Typhoon, Tsunami, Monsoon, Hurricane, Mega-Monsoon, Stainless Steel Mega-Typhoon and Super Twister are Patent Pending

**12 Volt LOW FLOW** 

WITH POWER BOOSTER III CONTROLLER

**OPERATING INSTRUCTIONS**

USED WITH PROACTIVE'S MEGA-MONSOON PUMP



Manufactured by  
**Proactive**  
Environmental Products



## OPERATING INSTRUCTIONS FOR LOW FLOW WITH POWER BOOSTER III CONTROLLER

### USED WITH PROACTIVE'S MEGA-MONSOON

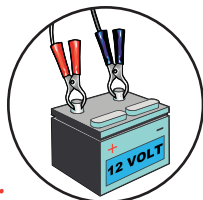
Congratulations on purchasing ProActive's Low Flow with Power Booster III! With this device you are able to obtain a constant 14 volt (but with 40 Amp) output at the Mega-Monsoon pump motors, in short, you will purge a well much faster than traditional bailer purging.

Simply connect the positive lead from the Low Flow with Power Booster III to the positive lead on the battery and the negative lead from the Low Flow with Power Booster III to the negative lead on the battery (Fig. A).

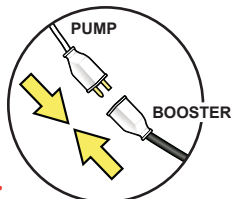
Then connect the pumps connector to the Low Flow with Power Booster III connector (Fig. B).

Set dial to lowest possible setting, turn on controller and then slowly increase the flow to the desired flow rate. Remember, as you increase the dial on the controller, the pump will discharge more fluid (Fig. C).

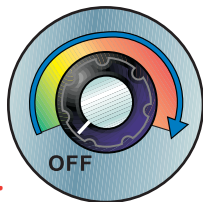
(Fig. A).



(Fig. B).



(Fig. C).



### PLEASE NOTE:

**WHEN THE FLOW CONTROL DIAL IS SET TO THE LOWEST POSSIBLE SETTING, CONTROLLER WILL PRODUCE ZERO VOLTS.**

**WHEN THE DIAL IS SET TO THE HIGHEST POSSIBLE SETTING, THE CONTROLLER WILL PRODUCE 24 VOLTS (BUT WITH 40 AMPS).**

**THE LOW FLOW WITH POWER BOOSTER III CONTROLLER IS FOR USE EXCLUSIVELY WITH THE MEGA-MONSOON HIGH PERFORMANCE PUMP, AND CANNOT BE USED WITH ANY OTHER PUMP**

### Helpful Tips

1. This system has a low voltage disconnect at 11 volts. In short, this system will shut off and then turn on every few seconds if the output voltage drops to 10.75 volts. What that means is the battery is reaching a "critical low level," and it is time for you to turn on your vehicle to recharge your battery.
2. If you decide not to leave your car running while using this controller with the pump in use, then please start your car every 20 minutes, and leave running for 5 minutes to charge-up your car battery.
3. For piece of mind, simply purchase ProActive's 38 AMP MOBILE BATTERY POWER PAK. Let us help you - it's Item No. PB-20010

### If your pump fails to work-Please follow the trouble shooting guide below.

- |   |   |
|---|---|
| 1. Battery is very low. Check battery level. Must be at least 11 volts minimum.       | dial is turned all the way up (turned clockwise all the way until it stops).  |
| 2. Blown fuse in controller-needs to be replaced.                                     | 5. If the pump should ever "pulsate", then your battery is critically low (below 11 volts). In short, the controller is telling you to charge your battery. |
| 3. Make sure your pump is operational.  |   |
| 4. Make sure all connectors are plugged into correct outlets and make sure controller |   |

### Warranty Information

Proactive will warranty the LOW FLOW WITH POWER BOOSTER III CONTROLLER to be free from defects in material and workmanship affecting its use for a period of 180 days following the date of purchase.

### Exclusions and Conditions

The use of the LOW FLOW WITH POWER BOOSTER III CONTROLLER with replacement parts or accessories, which are not manufactured by ProActive and which affect product safety or performance, shall render this warranty and all other warranties, whether express or implied, null and void. Should any failure to conform to this Warranty appear within the term of initial sale, the manufacturer shall upon notification thereof and substantiation that the LOW FLOW with POWER BOOSTER III CONTROLLER has been maintained, correct such defects by suitable repair or replacement at its own expense, purchaser being responsible for shipping and handling charges only.

The Proactive warranty does not include shipping or an obligation to provide another unit while the original Proactive LOW FLOW WITH POWER BOOSTER III CONTROLLER is being repaired or replaced.

The Proactive warranty does not apply to the LOW FLOW with POWER BOOSTER III CONTROLLER used as rental equipment or to the LOW FLOW with POWER BOOSTER III CONTROLLER contaminated by materials harmful to such products.

The Proactive warranty does not apply to parts failure due to neglect in cleaning or unauthorized servicing the Proactive LOW FLOW with POWER BOOSTER III CONTROLLER nor does it cover failure of a part caused by misuse or inappropriate use of the ProActive LOW FLOW with POWER BOOSTER III CONTROLLER. ProActive will not be held liable for any "down time" due to a defective LOW FLOW with POWER BOOSTER III CONTROLLER Pump.

### Returning the LOW FLOW WITH POWER BOOSTER III CONTROLLER to Proactive

Proactive requires that all customers notify Proactive prior to returning a defective LOW FLOW with POWER BOOSTER III CONTROLLER under the Proactive warranty program. The LOW FLOW with POWER BOOSTER III CONTROLLER will only be accepted if it has been thoroughly cleaned and decontaminated. In addition, ProActive's LOW FLOW with POWER BOOSTER I CONTROLLER must be properly packaged and accompanied by a receipt of purchase.

Please contact Proactive to obtain a RMA # \_\_\_\_\_

LOW FLOW WITH POWER BOOSTER III CONTROLLER SERIAL NUMBER: \_\_\_\_\_

### IMPORTANT NOTES:

**THIS UNIT GETS EXTREMELY HOT! PLEASE HOLD HANDLE WHEN USING**

The pumps electrical connections are as follows:

2 core round cable: Brown (+) and Blue (-)

Please make photo-copy of this manual when returning pump. Please return pump to:



1767 Lakewood Ranch Boulevard, Suite #113 • Bradenton, FL 34211

Phone: 1.941.322.8504 • Fax: 1.941.322.8519

Web Address: [www.gopronow.biz](http://www.gopronow.biz) • Email Address: [proactive@gopronow.biz](mailto:proactive@gopronow.biz)